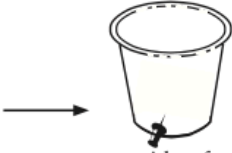


# 1 Model Ocean (Room-Temp Freshwater Tank + Hot Freshwater Cup)

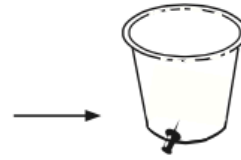
What You Should Have:	What You Will Need:
<ul style="list-style-type: none"><li><input type="checkbox"/> 1 tank with room-temperature water</li><li><input type="checkbox"/> 1 paper cup</li><li><input type="checkbox"/> 1 pushpin</li><li><input type="checkbox"/> 1 binder clip</li><li><input type="checkbox"/> 1 spoon</li><li><input type="checkbox"/> 1 red-colored pencil</li><li><input type="checkbox"/> 1 blue-colored pencil</li></ul>	<ul style="list-style-type: none"><li><input type="checkbox"/> hot water</li><li><input type="checkbox"/> food coloring</li></ul>
<p><b>What You Should Do:</b></p> <ol style="list-style-type: none"><li>1. Fill paper cup with hot water.</li><li>2. Add 20 drops of food coloring to the paper cup, and stir.</li><li>3. Stick pushpin into outside of cup near the bottom of cup. Leave pushpin stuck in cup. </li><li>4. Put cup in one corner of tank. Position so pushpin faces open water, not side of tank.</li><li>5. Attach cup to tank with binder clip.</li><li>6. Predict what will happen when you remove the pushpin. Include reasons why.</li><li>7. Remove pushpin and watch what happens. Record your results.</li></ol>	

## 2 Model Ocean (Room-Temp Freshwater Tank + Cold Freshwater Cup)

What You Should Have:	What You Will Need:
<ul style="list-style-type: none"><li><input type="checkbox"/> 1 tank with room-temperature water</li><li><input type="checkbox"/> 1 paper cup</li><li><input type="checkbox"/> 1 pushpin</li><li><input type="checkbox"/> 1 binder clip</li><li><input type="checkbox"/> 1 spoon</li><li><input type="checkbox"/> 1 red-colored pencil</li><li><input type="checkbox"/> 1 blue-colored pencil</li></ul>	<ul style="list-style-type: none"><li><input type="checkbox"/> cold water</li><li><input type="checkbox"/> food coloring</li></ul>

### What You Should Do:

1. Fill paper cup with cold water.
2. Add 20 drops of food coloring to paper cup, and stir.
3. Stick pushpin into outside of cup near the bottom of cup. Leave pushpin stuck in cup.
4. Put cup in one corner of tank. Position so pushpin faces open water, not side of tank.
5. Attach cup to tank with binder clip.
6. Predict what will happen when you remove the pushpin. Include reasons why.
7. Remove pushpin and watch what happens. Record your results.



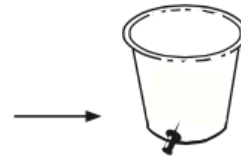
## 4 Model Ocean

(Room-Temp Freshwater Tank  
+ Room-Temp Saltwater Cup)

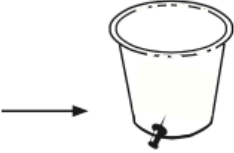
What You Should Have:	What You Will Need:
<ul style="list-style-type: none"><li><input type="checkbox"/> 1 tank with room-temperature water</li><li><input type="checkbox"/> 1 paper cup</li><li><input type="checkbox"/> 1 pushpin</li><li><input type="checkbox"/> 1 binder clip</li><li><input type="checkbox"/> 1 spoon</li><li><input type="checkbox"/> 1 red-colored pencil</li><li><input type="checkbox"/> 1 blue-colored pencil</li><li><input type="checkbox"/> 1 small cup of salt</li></ul>	<ul style="list-style-type: none"><li><input type="checkbox"/> room-temperature water</li><li><input type="checkbox"/> food coloring</li></ul>

### What You Should Do:

1. Fill paper cup almost full with room-temperature water.
2. Add small cup of salt to paper cup, and stir.
3. Add 20 drops of food coloring to the paper cup, and stir.
4. Stick pushpin into outside of cup near the bottom of cup. Leave pushpin stuck in cup.
5. Put cup in one corner of tank. Position so pushpin faces open water, not side of tank.
6. Attach cup to tank with binder clip.
7. Predict what will happen when you remove the pushpin. Include reasons why.
8. Remove pushpin and watch what happens. Record your results.



## 6 Model Ocean (Room-Temp Freshwater Tank + Hot Saltwater Cup)

What You Should Have:	What You Will Need:
<ul style="list-style-type: none"><li><input type="checkbox"/> 1 tank with room-temperature water</li><li><input type="checkbox"/> 1 paper cup</li><li><input type="checkbox"/> 1 pushpin</li><li><input type="checkbox"/> 1 binder clip</li><li><input type="checkbox"/> 1 small cup of salt</li><li><input type="checkbox"/> 1 spoon</li><li><input type="checkbox"/> 1 red-colored pencil</li><li><input type="checkbox"/> 1 blue-colored pencil</li></ul>	<ul style="list-style-type: none"><li><input type="checkbox"/> hot water</li><li><input type="checkbox"/> food coloring</li></ul>
<p><b>What You Should Do:</b></p> <ol style="list-style-type: none"><li>1. Fill paper cup almost full with hot water.</li><li>2. Add small cup of salt to paper cup, and stir.</li><li>3. Add 20 drops of food coloring to the paper cup, and stir.</li><li>4. Stick pushpin into outside of cup near the bottom of cup. Leave pushpin stuck in cup.</li><li>5. Put cup in one corner of tank. Position so pushpin faces open water, not side of tank.</li><li>6. Attach cup to tank with binder clip.</li><li>7. Predict what will happen when you remove the pushpin. Include reasons why.</li><li>8. Remove pushpin and watch what happens. Record your results.</li></ol> <div style="text-align: right; margin-top: 10px;"></div>	